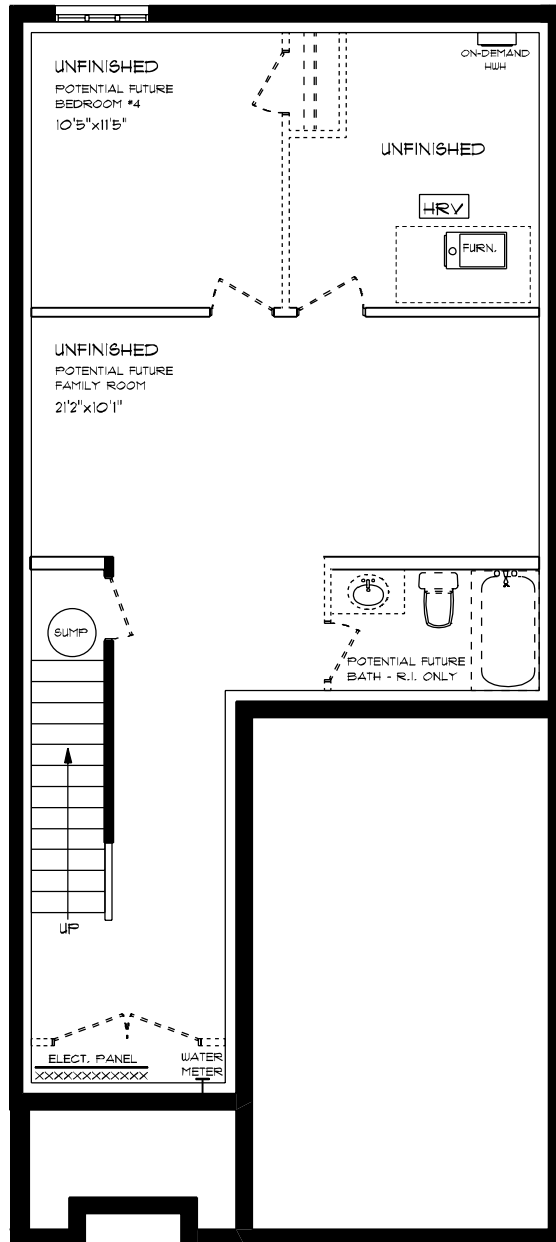




TIFTON (ESSENTIAL SPECS)
 LOT 5C (#99) WILLOW DR.
 FRONT ELEVATION
 8' MAIN FLOOR CEILING
 APPROX. 1,842 TOTAL SQ. FT.

This plan is the property of Hayhoe Homes and any reproduction of this plan, its concepts or ideas, is strictly prohibited. Plans and specifications are approximate and are subject to change without notice. Finished area and room dimensions will change depending on front elevation selection. E.A.O.E. 2024

CREATED MAR. 2024

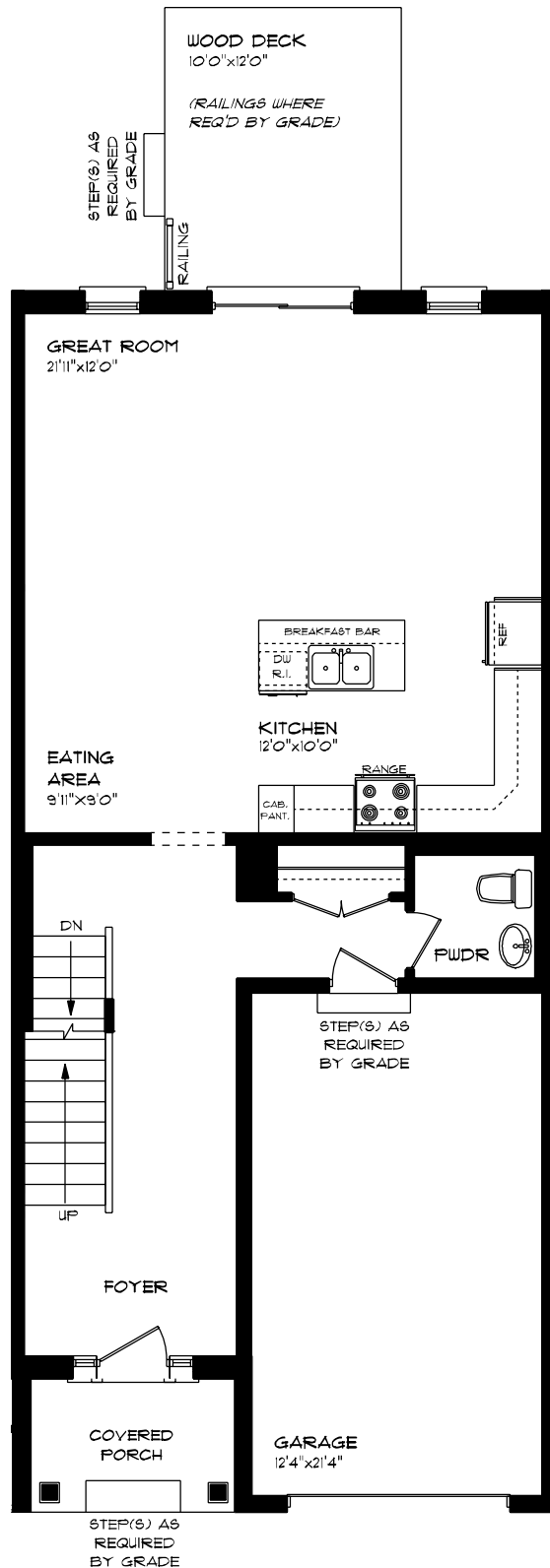


TIFTON (ESSENTIAL SPECS)
LOT 5C (#99) WILLOW DR.
LOWER LEVEL PLAN

UNFINISHED

This plan is the property of Hajos Homes and any reproduction of this plan, its concepts or ideas, is strictly prohibited. Plans and specifications are approximate and are subject to change without notice. Finished area and room dimensions will change depending on front elevation selection. E40.E, 2024

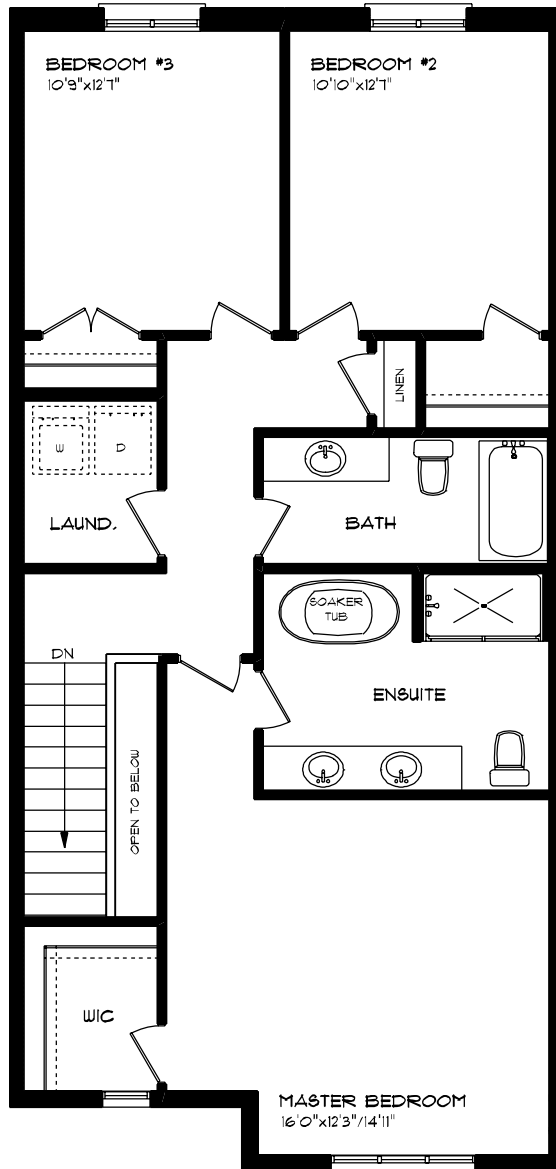
CREATED MAR, 2024



TIFTON (ESSENTIAL SPECS)
LOT 5C (*99) WILLOW DR.
MAIN FLOOR PLAN
8' MAIN FLOOR CEILING
APPROX. 836 SQ. FT.

This plan is the property of Hajos Homes and any reproduction of this plan,
its concepts or ideas, is strictly prohibited. Plans and specifications are
approximate and are subject to change without notice. Finished area and room
dimensions will change depending on front elevation selection. E40.E. 2024

CREATED MAR, 2024



TIFTON (ESSENTIAL SPECS)
 LOT 5C (*99) WILLOW DR.
 SECOND FLOOR PLAN
 APPROX. 1,006 SQ. FT.

This plan is the property of Kaijoo Homes and any reproduction of this plan, its concepts or ideas, is strictly prohibited. Plans and specifications are approximate and are subject to change without notice. Finished area and room dimensions will change depending on front elevation selection. E&OE, 2024

CREATED MAR. 2024