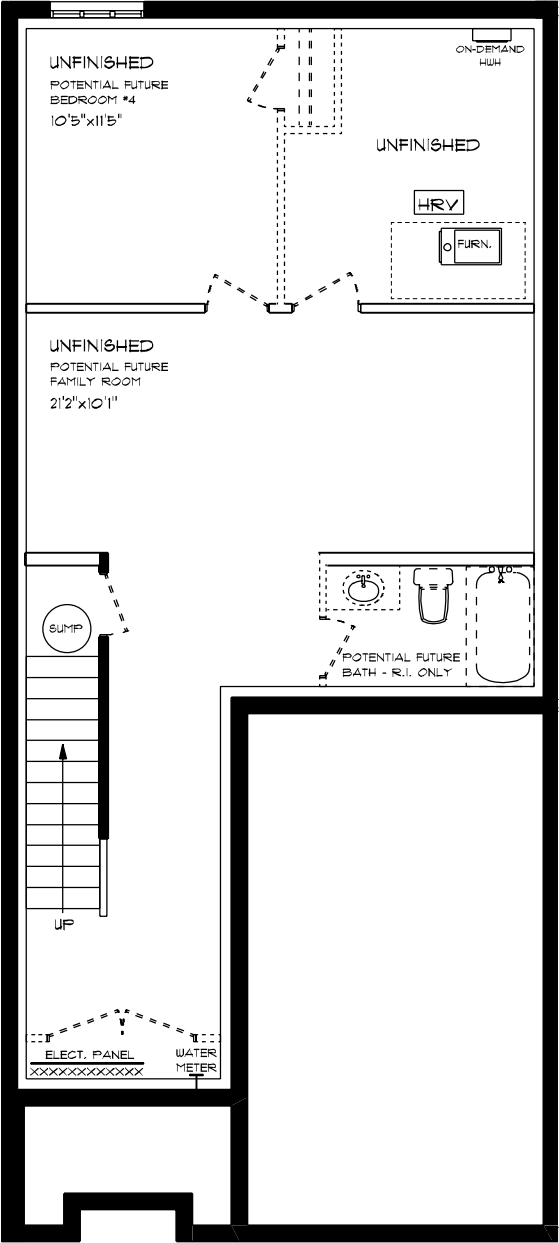




TIFTON (ESSENTIAL SPECS)  
 LOT 4C (#81) WILLOW DR.  
 FRONT ELEVATION #1  
 9' MAIN FLOOR CEILING  
 APPROX. 1,842 TOTAL SQ. FT.

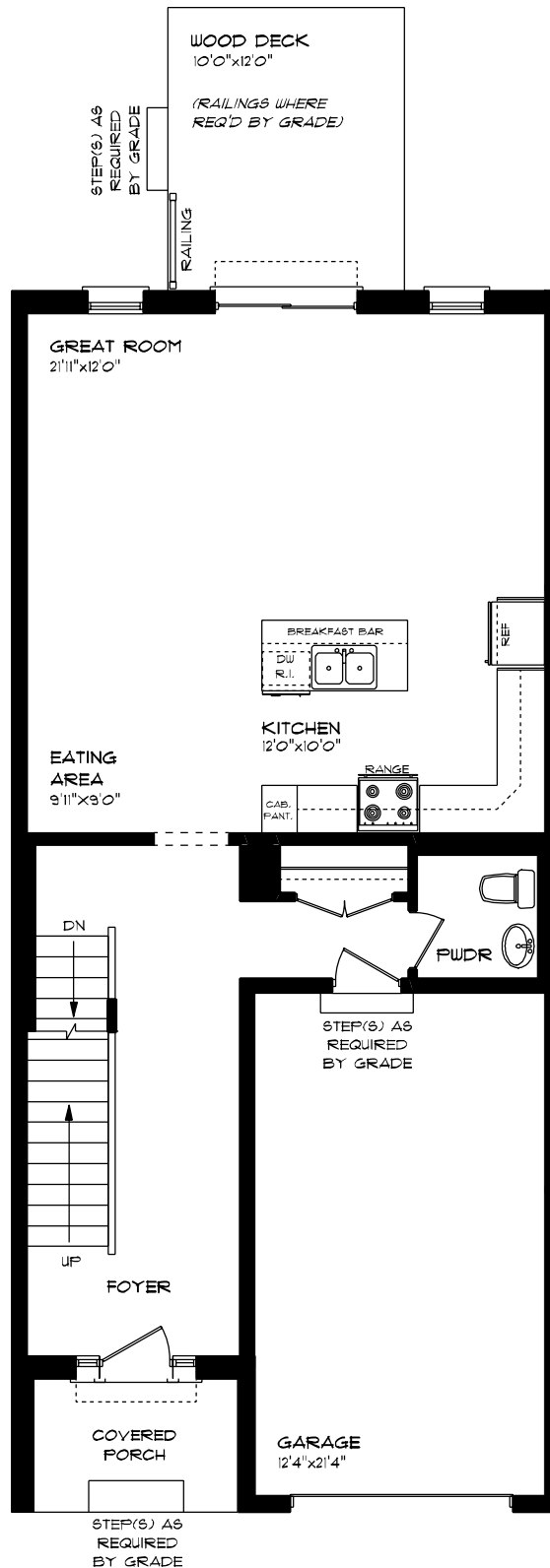
This plan is the property of Hayhoe Homes and any reproduction of this plan, its concepts or ideas, is strictly prohibited. Plans and specifications are approximate and are subject to change without notice. Finished area and room dimensions will change depending on front elevation selection. E.A.O.E. 2024  
 CREATED MAR, 2024



TIFTON (ESSENTIAL SPECS)  
LOT 4C (\*87) WILLOW DR.  
LOWER LEVEL PLAN

UNFINISHED

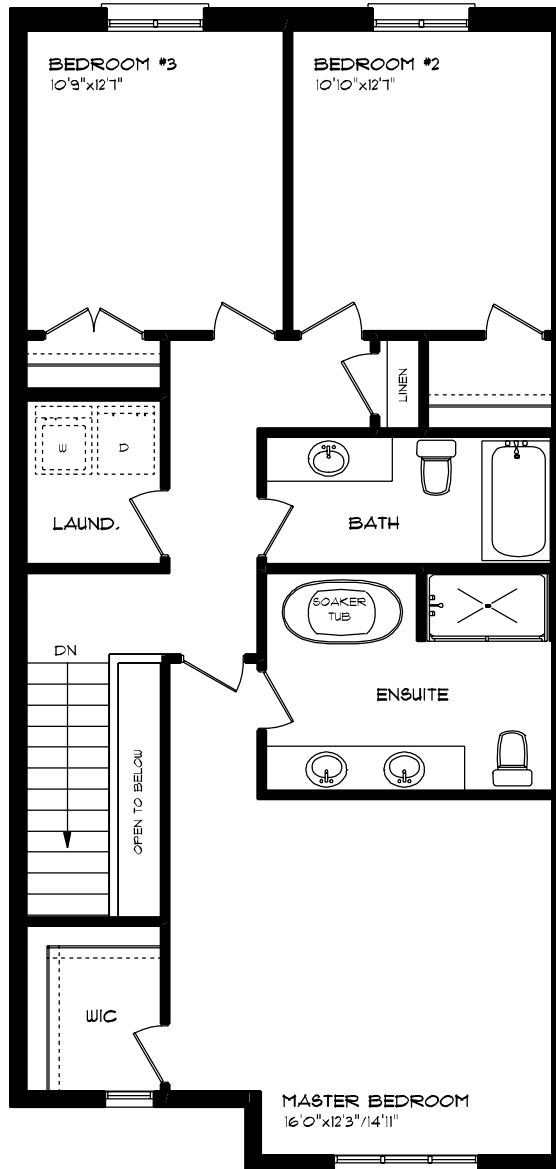
This plan is the property of Raybore Homes and any reproduction of this plan, its concepts or ideas, is strictly prohibited. Plans and specifications are approximate and are subject to change without notice. Finished area and room dimensions will change depending on front elevation selection. E40.E, 2024  
CREATED: MAR. 2024



TIFTON (ESSENTIAL SPECS)  
LOT 4C (#87) WILLOW DR.  
MAIN FLOOR PLAN  
9' MAIN FLOOR CEILING  
APPROX. 836 SQ. FT.

This plan is the property of Hayhoe Homes and any reproduction of this plan, its concepts or ideas, is strictly prohibited. Plans and specifications are approximate and are subject to change without notice. Finished area and room dimensions will change depending on front elevation selection. E40.E. 2024

CREATED: MAR. 2024



**TIFTON (ESSENTIAL SPECS)**  
**LOT 4C (#87) WILLOW DR.**  
**SECOND FLOOR PLAN**  
**APPROX. 1,006 SQ. FT.**

This plan is the property of Hylton Homes and any reproduction of this plan, its concepts or ideas, is strictly prohibited. Plans and specifications are approximate and are subject to change without notice. Finished area and room dimensions will change depending on final elevation selection. E&OE 2024  
 CREATED MAR. 2024